

**Adult Sizes:**

- ARE            Eye Shields            20/pack
- ART            Thyroid Shields        10/pack
- ARB42        Breast Shield, Medium    Each\*
- ARB53        Breast Shield, Large     Each\*

**Pediatric Breast Shield Sizes:**

- AR14X5        Neonate                10/pack\*
- AR24X6        1 yr. - old            8/pack\*
- AR28X8        5 yr. - old            6/pack\*
- AR33X10       10 yr. - old          4/pack\*

\*All Pediatric Shields and Adult Breast Shields come with .635cm foam offset. Additional offset foam available.

**Disposable Covering for AttenuRAD System:**

- ARB-C            'Flat Type' Covers      10/pack


**F&L Medical Products**
**PH: (724) 845-7028**
**FAX: (724) 845-5439**
**1129 Industrial Park Road, Box 2  
Vandergrift, PA 15690**
[www.fandlmedicalproducts.com](http://www.fandlmedicalproducts.com)

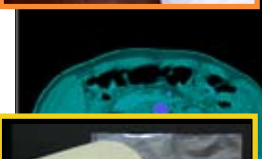
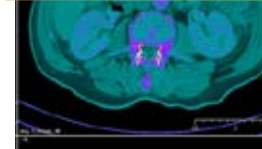
# Protection For



**the Breast  
the Eyes  
the Thyroid**



**AttenuRad  
Radioprotective  
Garments Reduce Exposure  
to Critical Tissues by as much as 60%  
Without Affecting CT Image Quality.**



### AttenuRad CT Breast Shield System (Female Adults)

Today, CT scans play a critical role in the diagnosis and management of most patients with complex thoracic and cardiopulmonary diseases. As the use of CT imaging increases, however, so does the risk for latent carcinogenic effects of ionizing radiation on radiosensitive tissue including the female breast. The AttenuRad Breast Shield System consists of a thin (1 mm) single-piece bismuth impregnated synthetic rubber covering that mounts firmly on an offset foam base. The breast shield system offers up to a 57% reduction of radiation exposure during a CT scan without significant changes in image quality, including artifacts and beam hardening effects.

### AttenuRad CT Eye Shield

The lens of the eye is sensitive to radiation during routine Cranial CT. Patients undergoing repeated CT scanning of the head are especially vulnerable to complications. The AttenuRad CT Eye Shield is a single-piece bismuth impregnated synthetic rubber covering designed to provide significant protection. The shield molds over the patient's nasal bridge with the shielding portions laying flat over the patient's closed eyes. Adhesive material ensures a tight seal with minimal air gaps. This shield is cut to a thickness of 1 mm, allowing for about a 50% dose savings to the eye lens. The AttenuRad CT Eye Shield, which can be used for both adults and pediatrics, is intended to be a single use product because of potential biological contamination.

### AttenuRad CT Thyroid Shield

Positioned over the Adam's apple, the AttenuRad Thyroid Shield is designed to provide maximum protection to the radiosensitive thyroid gland. To ensure tight positioning, a curved notch in the center of the shield is placed around the Adam's Apple and an adhesive backing holds the shield firm as the patient breathes and swallows. The AttenuRad CT Thyroid Shield, when used for the soft tissues of the neck, is cut to a thickness of 1 mm allowing for a 60% dose savings to the thyroid.

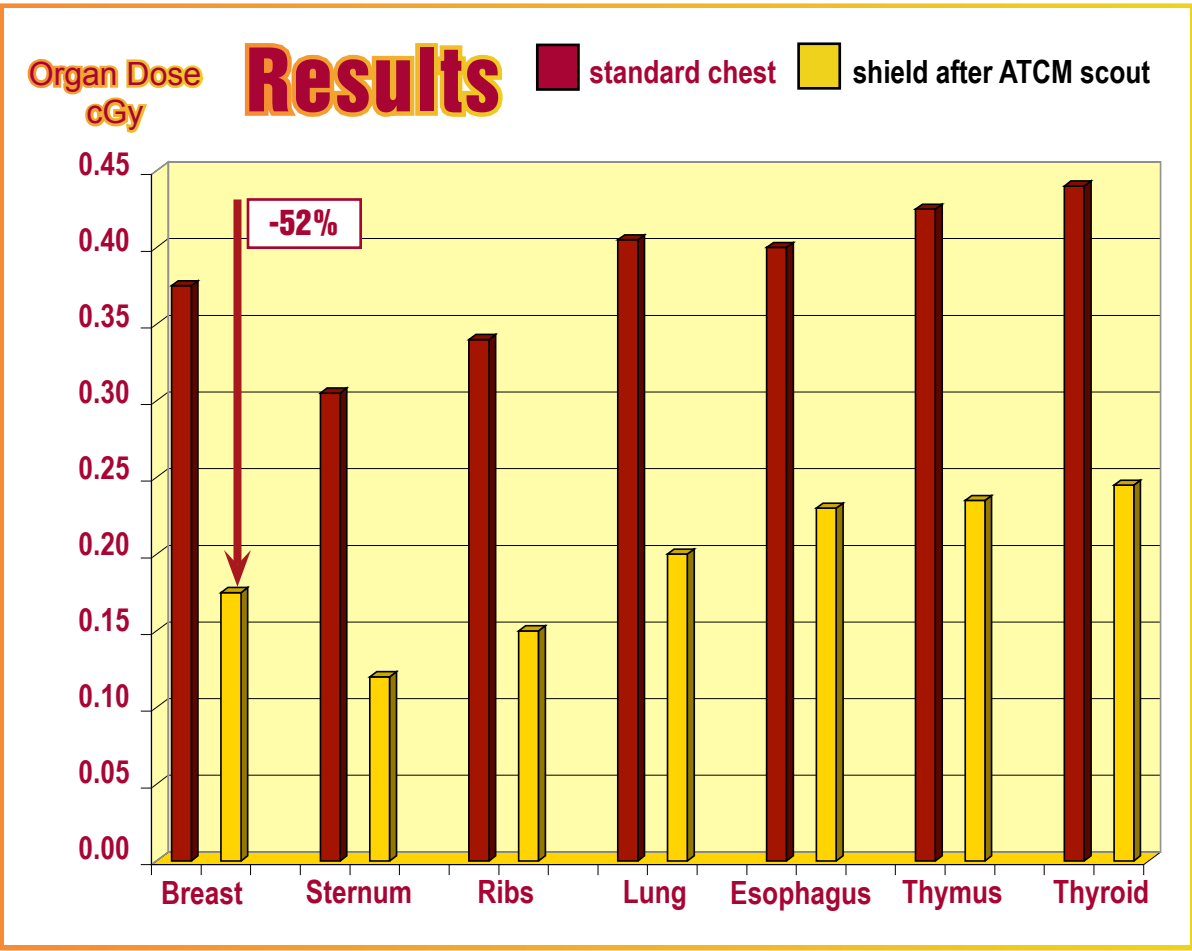
### Disposable Covering for AttenuRad Shield System

Introducing F&L Medical Products' new disposable covering for the AttenuRAD Shield system. The new plastic covering is a cost-effective alternative to the single-use AttenuRAD Breast Shield, reducing the risk of contamination while still providing an artifact and streak-free image.

### AttenuRad CT Breast Shield System (Female Pediatrics)



Studies have indicated that infants and children are as much as 10 times more susceptible to carcinogenesis from radiation than adults. Breast tissue exposed to radiation from CT procedures involving the chest or abdomen is an area of particular concern for young females. The AttenuRad CT Breast Shield System provides significant in-plane breast shielding for pediatric MDCT, without qualitative or quantitative changes in the CT image. The use of the system's offset foam base gives the shields additional substance and durability, making them easy to use.



\* Courtney Coursey, MD, Donald Frush, MD, et al, Society of Pediatric Radiology, 2006 Convention, Montreal, Quebec, Canada - May 2006.

